




**Выключатель нагрузки для энергораспределения Socomes Sirco (2000-3200 A) -
руководство пользователя. Юниджет**

Постоянная ссылка на страницу: <https://www.uni-jet.com/catalog/sistemyi-kommutaczii,-kontrolya-i-zashhityi/vyklyuchateli-nagruzki/socomes-sirco.html>

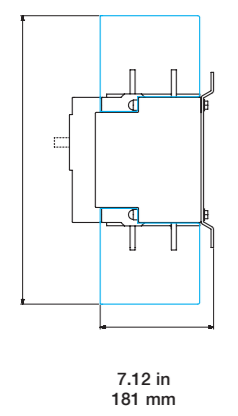


Terminal screens
Ecran de protection de plages



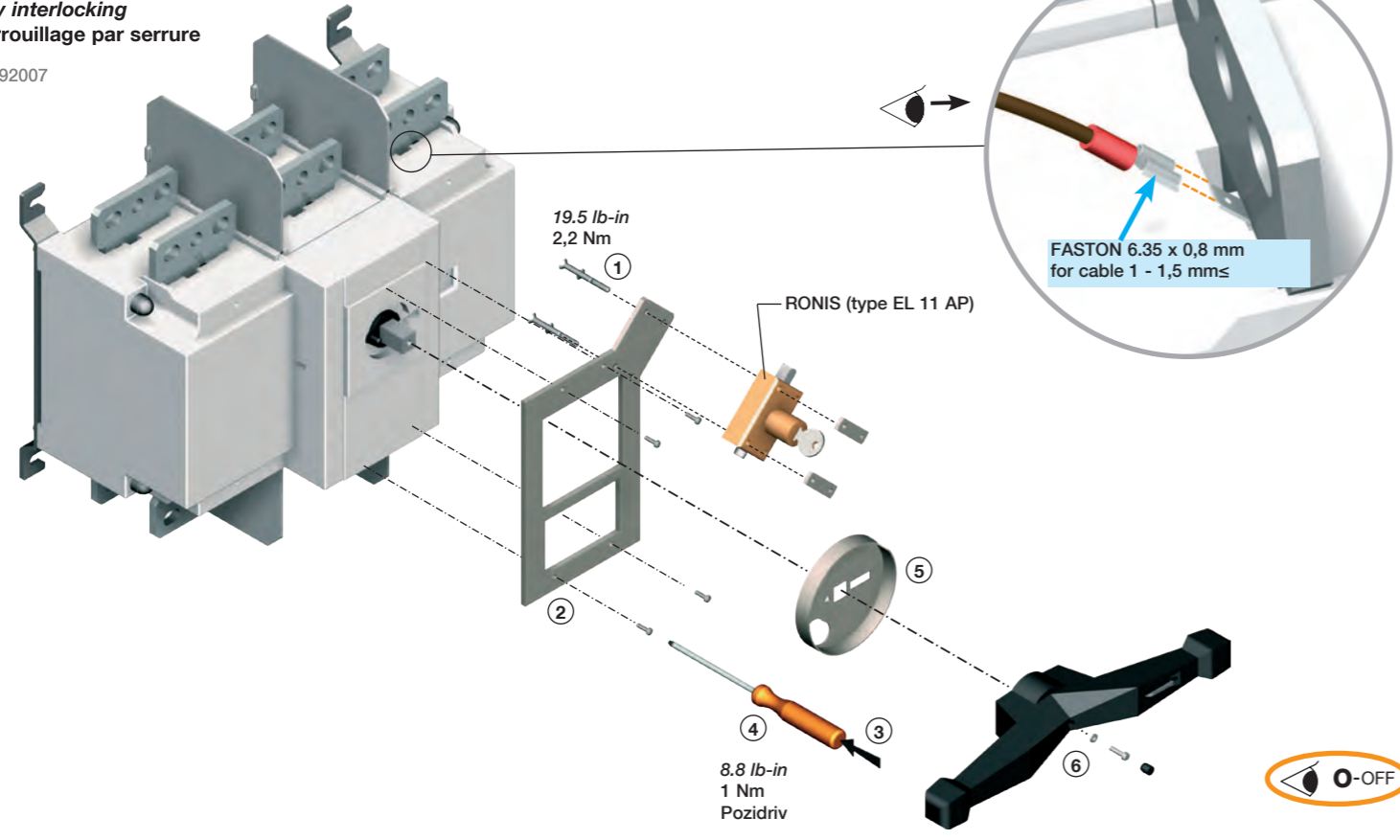
26983200 (3P)
26984200 (4P)

9.7 lb-in
1,1 Nm
Pozidriv n° 1



Key interlocking
Verrouillage par serrure

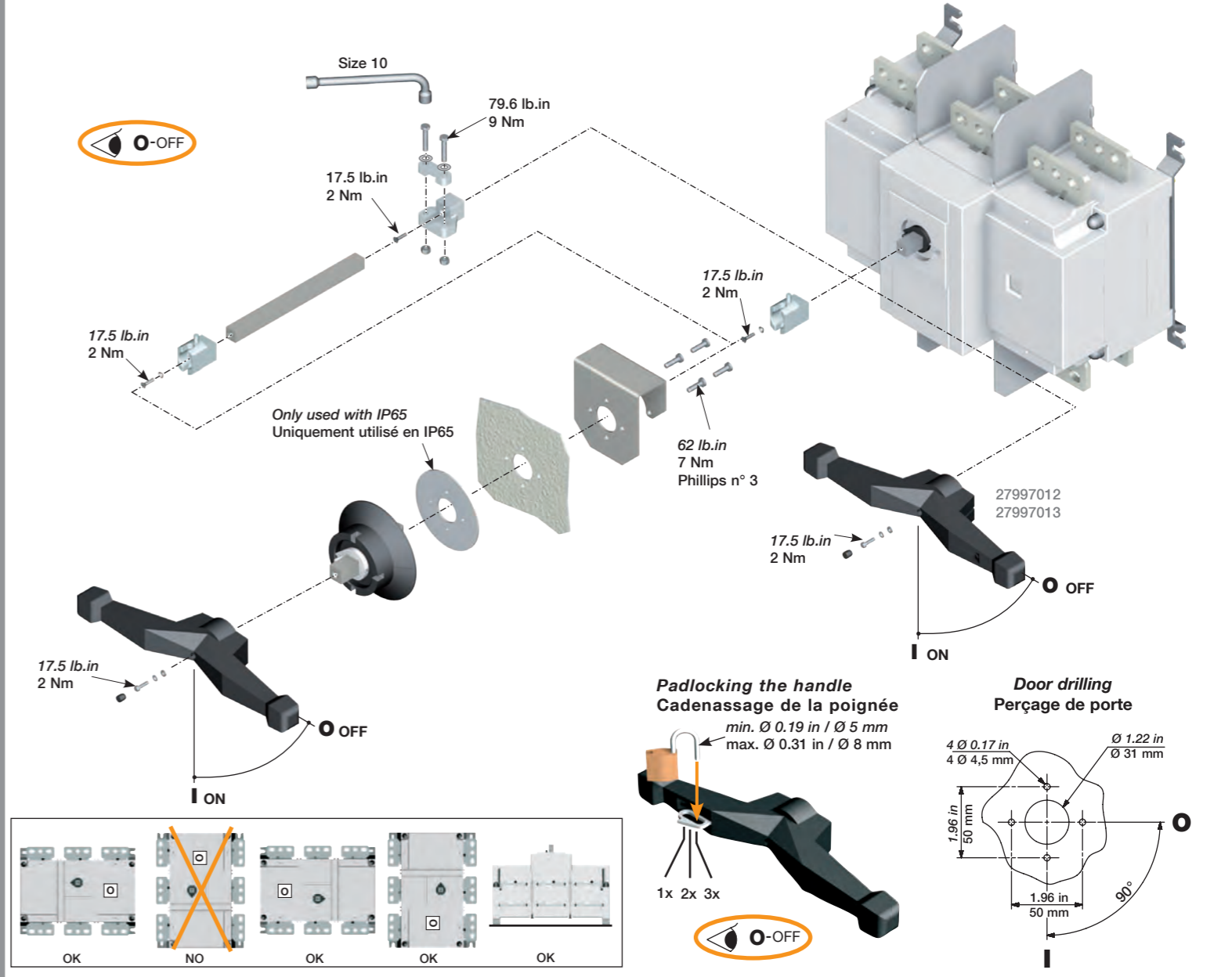
41092007



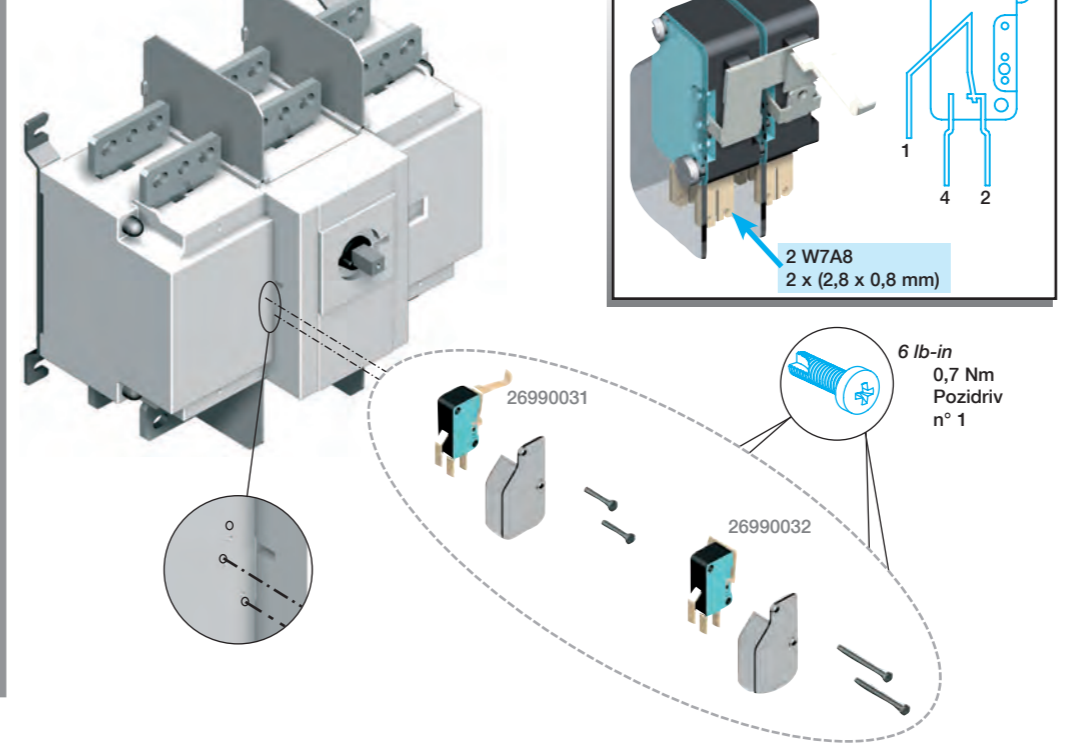
HAZARDOUS VOLTAGE . This equipment must be installed and serviced only by qualified electrical personnel. Turn off all power supplying this equipment before working on or inside equipment. Always use a properly rated voltage sensing device to confirm power is off. Replace all devices, doors, and covers before turning on power to this equipment. **Failure to follow these instructions will result in death or serious injury.**
TENSION DANGEREUSE. L'installation et l'entretien de cet appareil ne doivent être effectués que par du personnel qualifié. Coupez l'alimentation de cet appareil avant d'y travailler. Utilisez toujours un dispositif de détection de tension à valeur nominale approprié pour confirmer que toute alimentation est coupée. Réplacez tous les dispositifs, les portes et les couvercles avant de mettre cet appareil sous tension. **Si ces précautions ne sont pas respectées, cela entraînera la mort ou des blessures graves.**
TENSION PELIGROSA. Solamente el personal de mantenimiento eléctrico especializado deberá instalar y prestar servicios de mantenimiento a este equipo. Desenergice el equipo antes de realizar cualquier trabajo en él. Siempre utilice un dispositivo detector de tensión adecuado para confirmar la desenergización del equipo. Vuelva a colocar todos los dispositivos, las puertas y las cubiertas antes de energizar este equipo. **El incumplimiento de estas precauciones podrá causar la muerte o lesiones serias.**

LOAD BREAK SWITCH

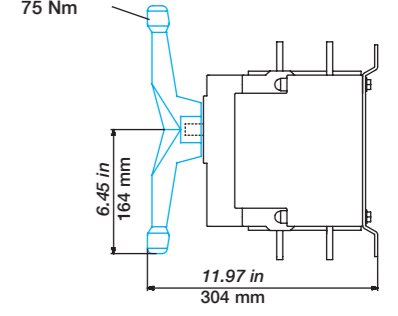
SIRCO 2000 A - 2500A - 3200 A
SIRCO HW 2000 A - 2500A - 3200 A



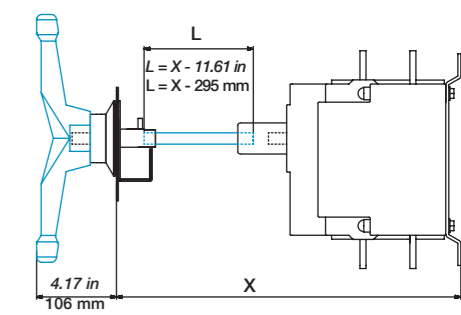
Auxiliary contacts
Contacts auxiliaires





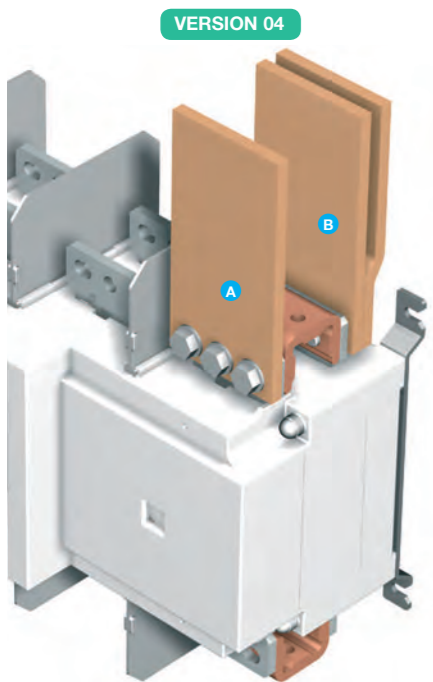





Direct operation
Commande directe



Shaft length
Longueur d'axe





VERSION N°	Maximal current without downgrading Calibre maximal sans déclassement			Minimum connection without downgrading Raccordement minimum requis Cu	provided with 3200A fourni avec 3200A			708 lb-in 80 Nm Rondelle contact MOY.M M12 NFE 25 511 H M12		
	1	2	3		26191200	26291200	26391200	H M12-35 6.8	12 x	6 x
01	2000 A	2500 A	2500 A	2 x 100x10	-	-	-	H M12-35 6.8 6 x	12 x	6 x
02	2000 A	2500 A	2500 A	2 x 100x10	✓	✓	✓	H M12-55 6.8 3 x	6 x	3 x
03	2000 A	2500 A	2500 A	2 x 100x10	✓	✓	✓	H M12-55 6.8 5 x	3 x	5 x
04	2000 A	2500 A	3200 A	3 x 100x10	✓	-	-	A H M12-35 6.8 3 x	3 x	-
05	2000 A	2500 A	3200 A	3 x 100x10	✓	-	-	B H M12-45 6.8 3 x	6 x	-
06	2000 A	2500 A	2900 A	3 x 100x10	✓	✓	✓	H M12-65 6.8 3 x	6 x	3 x
07	2000 A	2500 A	3200 A	4 x 100x10	✓	-	-	H M12-45 6.8 6 x	6 x	-
08	2000 A	2500 A	3200 A	3 x 100x10	✓	✓	✓	H M12-65 6.8 5 x	10 x	5 x

* The conditions of use can lead to a downgrading.
Les conditions d'utilisations peuvent conduire à un déclassement.

☞ [SOCOME C " Application guide "](#)
" cahier technique " SOCOME C
☞ www.socomec.com

1 | I th = 2000 A

3 P	4 P
26003200 26HW3200	26004200 26HW4200

2 | I th = 2500 A

3 P	4 P
26003250 26HW3250	26004250 26HW4250

3 | I th = 3200 A

3 P	4 P
26003320 26HW3320	26004320 26HW4320

